

Leo

SOLID, SAFE, SECURE



Safety is a key feature of the Leo, but this does not detract from its stylish and sporty looks. Leo offers users the freedom and confidence to enjoy their essential daily outings and leisure excursions. With high standards of design and safety engineering, the Leo undoubtedly sets a new market standard.



Yes, you can.®

**LIFESTYLE
MOBILITY** 



Leo

The Invacare Leo offers a smooth, safe drive in a scooter that is easy to control and manoeuvre. The Leo intelligent lighting package includes indicators that automatically switch off and a rear brake light for safe driving. In addition to a visual warning for the battery level display, users are also alerted with an audible warning (beep) when the battery needs recharging.

The Leo is a compact mini-scooter that can be easily dismantled for transportation during longer trips or weekend breaks. With a smooth drive and easy manoeuvrability, getting round tight corners in the local shopping centre, museum or leisure complex becomes refreshingly easy. Access to the battery and electronics for maintenance or servicing is much easier with the Leo as only one part needs to be removed.

Features



Users can easily adjust the tiller to suit their needs.



Rear brake lighting warns other people that the scooter is slowing down, thus preventing collisions.





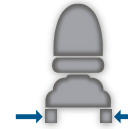













Swivel functionality and sliding rails ensure optimal seating position.



This unique two-step disengaging lever prevents the scooter from accidentally freewheeling.

Tech Specs

 Backrest width 470 mm	 Seat depth 410 mm	 Floor to seat height 460 - 560 mm	 Backrest height 475 mm	 Driving unit width 590 mm	 Total length 1220 mm	 Empty weight 59 kg (exc batteries) 83 kg (inc batteries)	 Max user weight 136 kg
 Battery capacity 2 x 12V/36Ah	 Turning diameter 2620 mm	 Max climable obstacle height 60 mm	 Ground clearance 70 mm	 Max safe slope 10°	 Max driving distance 38 km	 Max driving speed 8 km/h	 Motor capacity 240 W

Colour Options

Refer to order form for product codes



Onyx Blue



Ruby Red

FOR FURTHER INFORMATION:

Freephone: 1800 703 244, 1/788-798 Marion Rd, Marion, SA 5043
or visit www.invacare.com.au



Yes, you can.®

